

YouMedia

Milwaukee Public Library

SPRING 2024

YouMedia
YouMedia
YouMedia
YouMedia
YouMedia
YouMedia



Media
Media
Media
Media
Media
Media




INTERIOR DESIGN STUDIO 2

DESIGN BY : NOAH MCGREW

Table of Contents

- 03. Project Brief & Intro
- 04. The Need for Teen Spaces
- 05. Mood Board and Concept Statement
- 06. Development Sketches and Early Work
- 07. Zone Floor Plan
- 08. Audio Levels
- 09. Rendered Floor Plan
- 10. Reflected Ceiling Plan
- 11. Axon View of Reception Desk
- 12. Furnishings
- 13. Materials
- 14. Rendering - Reading Area
- 15. Rendering - Entrance
- 16. Rendering - Social Area and Stage
- 17. Rendering - Cafe
- 18. Ending/Thank You



Milwaukee Public Library

DES 304-001 Interior Design Studio 2

Project Brief & Intro



Project Brief: YOUmedia has decided to expand its digital learning program to locations throughout the Midwest. You have been hired by YOUmedia to design a teen space focused on digital learning at one of the Milwaukee Public Library locations. The library has identified approximately 3000 SF of space on the second floor that will be the future home for this project. This is a space where teens can hang out, get help with homework, experiment with design software in a range of disciplines, record music, and participate in a variety of digital media activities and workshops.

Introduction: This is a project that personally drew me in. I have already been interested in library design for some time now and I also work with teens a decent amount through volunteering at youth events, helping out at a summer camp, and through being a team lead at a job where I have to work with lots of high school students. Being able to make a space for students much like the ones I know excited me. During the design process, I wanted to make something that didn't go too over the top — This is meant to be a realistic space, something that I could see myself visiting one day if this project were to come to fruition. I also wanted to honor the original materials of the building though the design, so I started out with neutrals like whites, browns, and some ivory. I quickly decided that a space like this needed color, so I added some blue and yellow, along with some other little sparks of life here and there. I also knew I wanted to incorporate wallpaper, as wallpaper is something that can liven up a space easily and is also a feature that fits into a teen space like this well. The last thing I want to touch on here is the working the Milwaukee community into design. I wanted to add some things to this space that honor the them. I have added some artwork that celebrate the Milwaukee area as whole and have also included a Giannis jersey to the reading area to honor the Bucks and his legacy. I hope that you enjoy the space and would like to thank you for your time spent looking at my presentation.



The need for teen spaces

Over the past 20 years, teen spaces have begun to pop up in more and more libraries across the US. Why are they important, and how can they help us better understand the young people that use these spaces?

Creating and designing teen spaces

Traditionally, teen spaces were ignored or designed without considering the developmental needs of teenagers. However, in more recent years, there has been a shift in this idea, and a movement towards creating and designing spaces dedicated to teens. Providing a designated area for teens makes them feel valued and welcomed in the space, which makes them more likely to interact and enjoy the space.

The key success factors for these teen spaces include designing both inviting and motivating environments while also fostering a positive and safe space for learning and socializing with other people their age. It is also extremely important for these spaces to bring formal education and after-school activities together, as this will allow the teens to engage with connected learning activities that make them more excited to learn and try new things. These spaces can occasionally also be run by teens or have teen volunteers there, which makes the space even more welcoming.

While these spaces are important, it is also important to not go overboard. The design should never make the teens feel like they are being separated or segregated from the rest of the library population, as this can make them feel like they are being pushed into a corner rather than accepted and welcomed into the community.

As long as teen spaces are positive and inclusive, library spaces that promote a culture of learning and interacting with extracurriculars can be an amazing way to prioritize the social and emotional needs of teens while prioritizing their creative growth as well. Corners for music, crafting, etc. can be a great creative outlet for teens and young adults.

These spaces can also be a huge factor in the success of students that are minorities and students that are homeless. In 2024 in Wisconsin alone, almost 18,349 students are considered homeless. Having a safe space for them to learn and thrive with other kids their age is a massive deal that can create a lifelong impact.

TEEN SPACES MATTER



TEEN SPACES MATTER

Teen spaces help accelerate learning

Developing [a] dedicated, attractive, motivating, and teen-oriented space creates a positive, safe environment for learning, socializing, and leisure activities.
(Bolan)

Teen spaces help with adolescent development

"[Teen spaces are] a way to outwardly and interactively acknowledge teens and their needs by supporting adolescent development, creating an environment which encourages emotional, social, and intellectual growth, and building a sense of teen belonging, community involvement, and appreciation of how a library fits into their day-to-day lives."
(Bolan)

Spaces like this make teens feel welcome



Cultivating a space in the library that teens can activate and own sends teens a strong signal they are valued and welcome.
(Velasquez)

Understanding the young people that use these spaces


Through observation, libraries can check in on how teens are using these spaces and the activities that they engage in, helping us gauge a better understanding of the things they need and what younger generations are interested in. These spaces can also provide insight into teens interests and passions. Library spaces like this are also a great opportunity to engage with the community and being teens that way as well. If teens like basketball, hang some Milwaukee Bucks art on the wall, or maybe even get a signed Giannis jersey in there. People might stop by just to see that, and then hang out when they realize what they can get out of the space that has been built for them. By actively engaging with teens and designing spaces that adapt and respond to their needs and interests, libraries can easily become one of the best community resources you can find, anywhere.

Mood Board

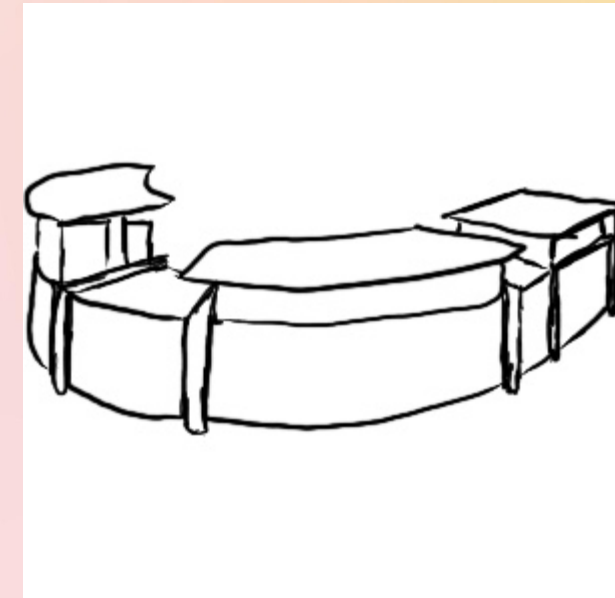
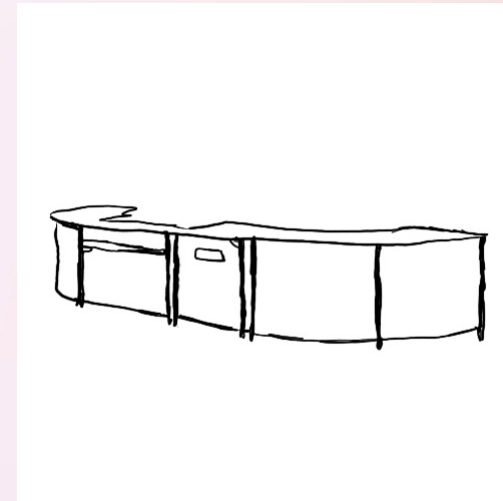
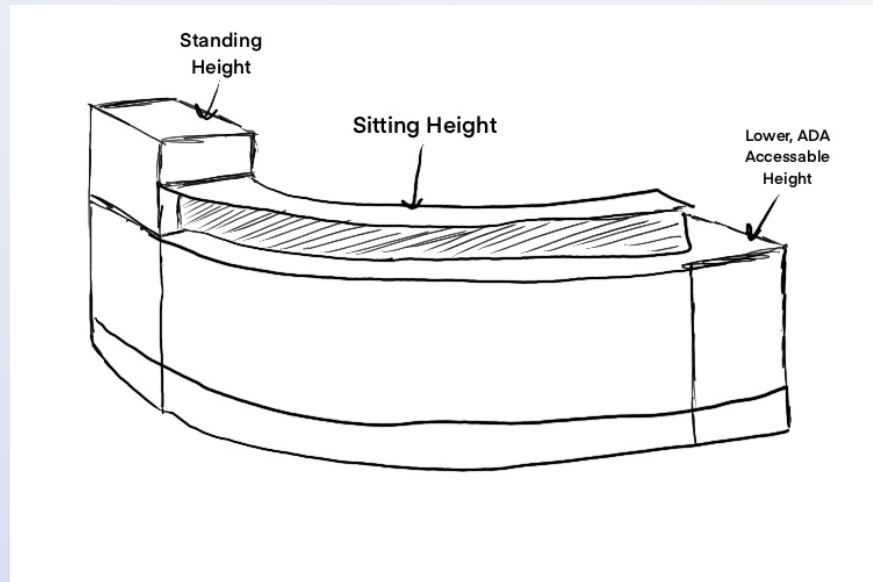
The design concept for this space will embrace an atmospheric ambiance that honors the **original construction materials** that still define the building's character today. Furthermore, the design will integrate **blue and yellow accent hues** within the interior space, introducing lively elements and a little energy. Overall, the space will feel **cozy and inviting** while also using a clear and simple floor plan for better navigation of the space. **Neutral tones** and the bright colors will help balance out the darker shades, helping the space from feeling too dark or overwhelming.



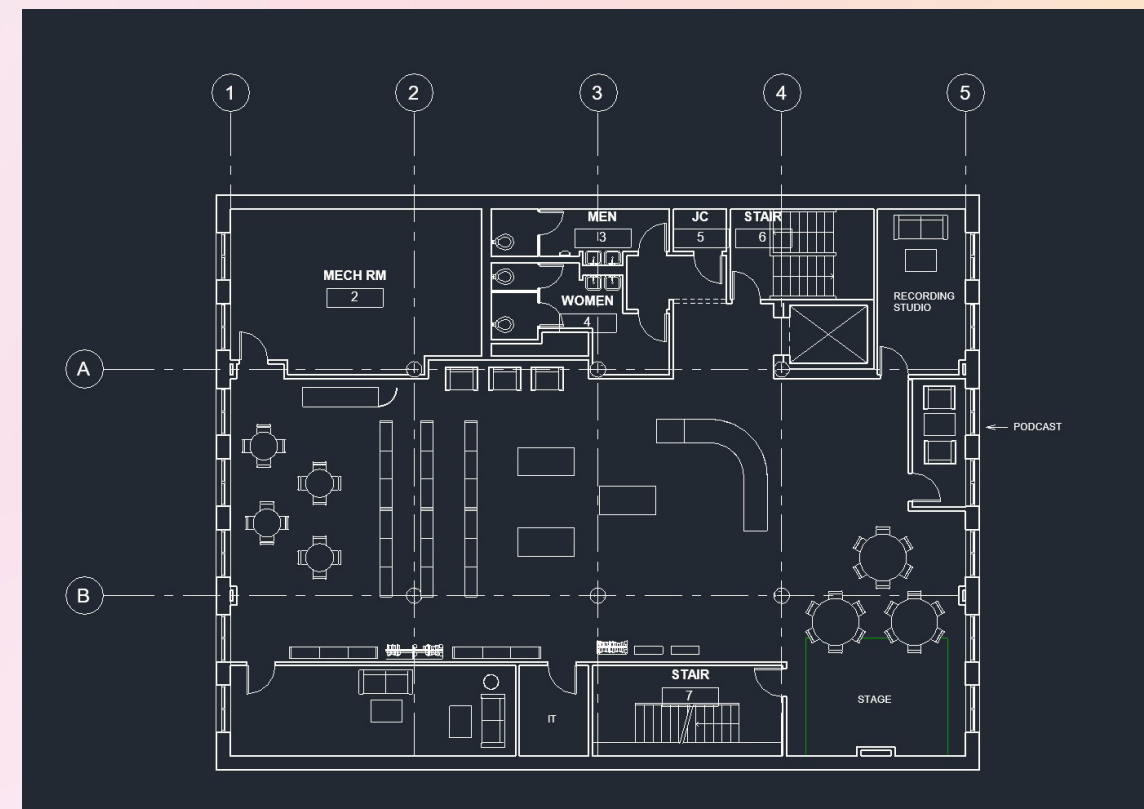
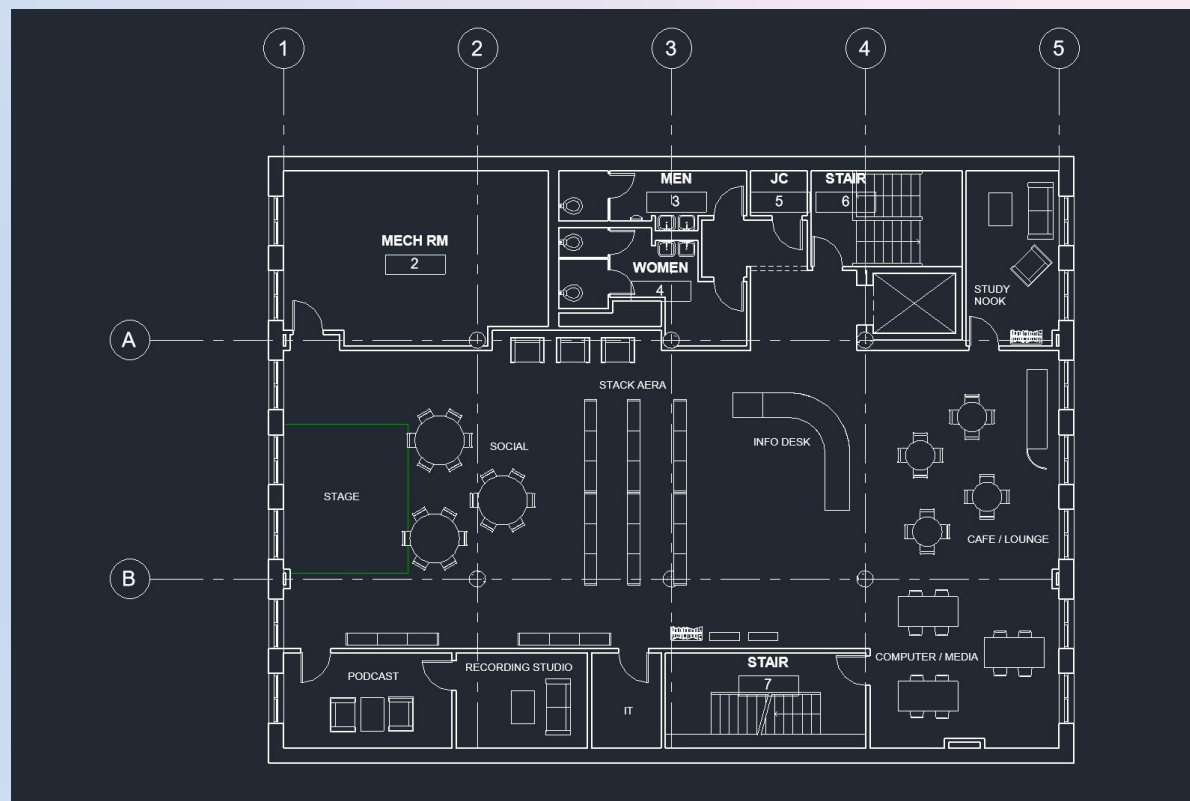
Development Sketches & Work



Desk Sketches















Early Floor Plan Ideation



Zone Floor Plan



- | | | | |
|---|----------------|---|--------------------|
|  | Reading Space |  | Shelving |
|  | Lounge Space |  | Stage |
|  | Podcast Studio |  | Entrance/Info Desk |
|  | Computer Area |  | Media Space |
|  | Study Nooks |  | Recording Studio |
|  | Cafe |  | IT Closet |

Spring 2024

Audio Levels




Rendered Floor Plan



NaughtOne Bounce Chair



Herman Miller Symbol Modular Seating




Earth Tone Barcode Carpet Stack




Herman Miller Revolver Stool
(In Yellow)



Herman Miller Crosshatch Lounge
Chair



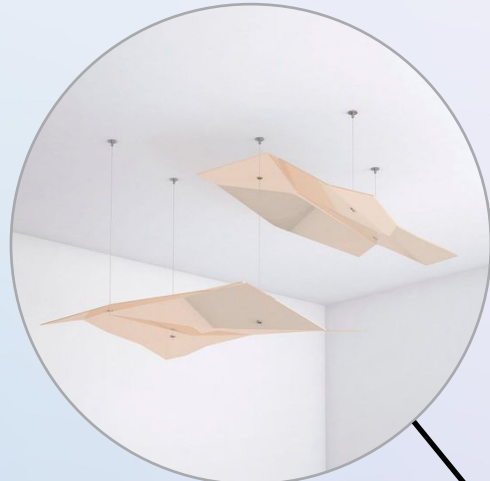
Herman Miller Medley Citrus



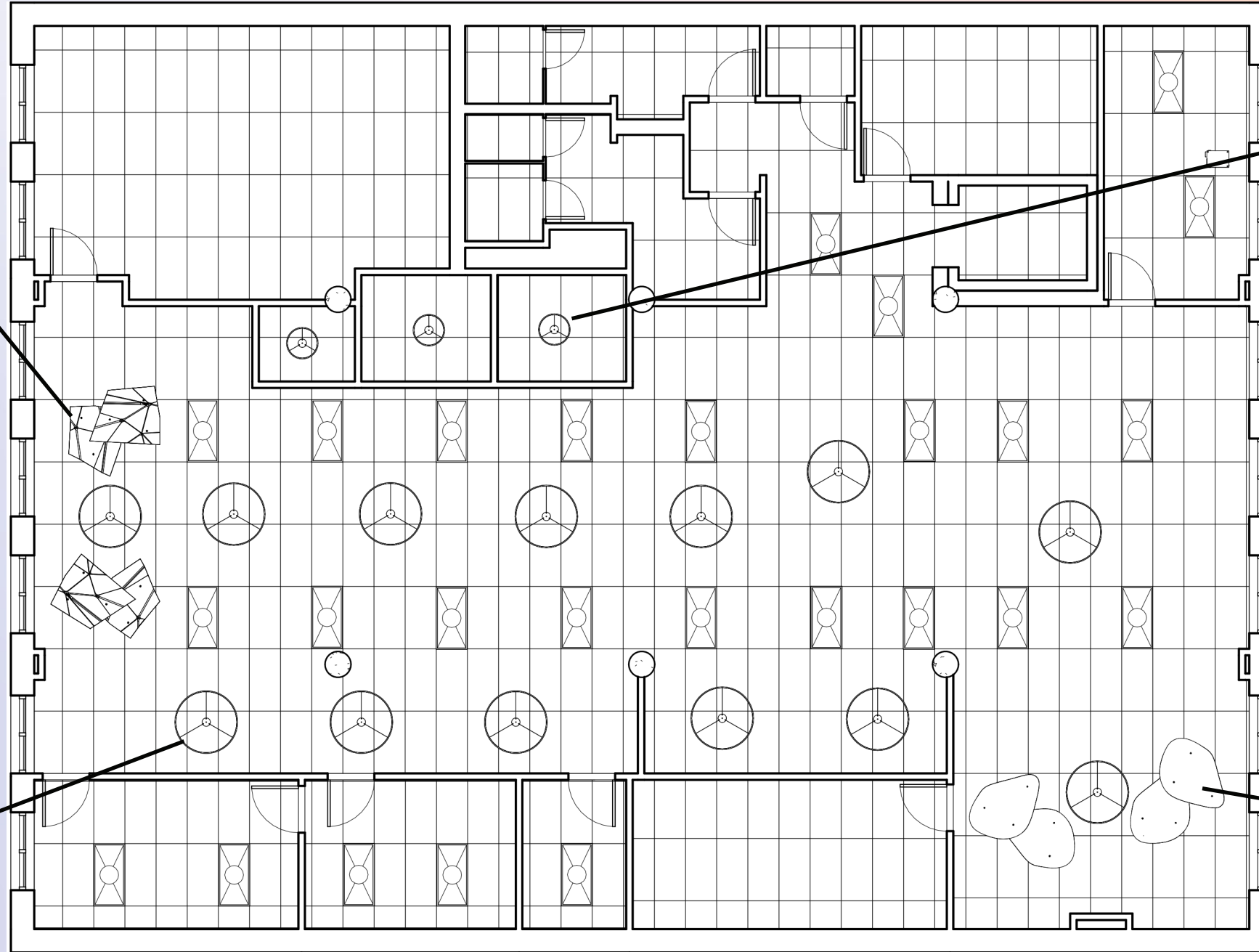
Mohawk Builder Tonal Fashion Brown

Reflected Ceiling Plan

Junior Spring Semester



3form 400.12 Shapes Alta



Visual Comfort & Co Bodiam 24
Suspension



Visual Comfort & Co Bodiam 48
Suspension



3form 400.11 Shapes Solitude

Desk Axon Views & Dimensions





0.4" Toe-Kick

Taller Structure,
37" High

Standing Height Counter,
42" High

ADA Accessible Counter,
28" High



Key Furnishings



NaughtOne Bounce Chair



HAY Palissade Side Chair



Eames Stool



HAY About A Lounge Chair -
Low Back - Swivel Base



Herman Miller Aeon Office Chair



Herman Miller ColourForm Sofa - 2
Seater



Herman Miller Ever Lounge Chair




Herman Miller Crosshatch Lounge
Chair




Herman Miller Symbol Modular
Seating



HAY Copenhagen CPH 20 Side Table



3form 400.11 Shapes Solitude



3form 400.12 Shapes Alta



Visual Comfort & Co Bodiam 48
Suspension



Visual Comfort & Co Bodiam 24
Suspension




Herman Miller Revolver Stool


Key Materials




Jonathan Marks Designs Eclipse:
Brown Sugar



No Rules Wallpaper Hoose - Cove



No Rules Wallpaper Stained Glass -
Dusk



Earth Tone Barcode Carpet Stack




Herman Miller Chocolate Walnut



Benjamin Moore Ivory White



No Rules Wallpaper Aerial - Sunrise



Herman Miller Medley Citrus




Herman Miller SuperWeave Yellow



Benjamin Moore White Vanilla



Benjamin Moore - Classic Brown



Herman Miller Medley Blueberry



No Rules Wallpaper Slate - Sunshine



Herman Miller Heathered Turquoise



Herman Miller Dark Brown Walnut

Reading Area

COLLABORATION · DESIGN · PHOTOGRAPHY
Noah McGrew
Interior Designer



See it Yourself!



Entrance



See it Yourself!



Social Area & Stage



See it Yourself!



Cafe



See it Yourself!



Thank You!

END



Once again... Thank you for looking at my work.

This world is filled with art and design, and you took time out of your day to look at something I poured my energy into. That means a lot to me! I hope you enjoyed your time looking at the space and maybe it helped inspire you with your future endeavors!

Have a great day.

